

Scaled data based on original data using
LM-79-08 Approved Method: Electrical and Photometric Measurements of Solid-
State Lighting Products

Test Report Prepared for
Cooper Lighting Solutions
(formerly Eaton)

Brand: McGRAW-EDISON

Report Number: P939663

Luminaire Tested: **GALN-SB2B-840-U-T1**

Issue Date: 1/21/2025

Test Information

Test Method: LM-79-08
Report Number: P939663
TEST IS SCALED FROM IESNA LM-79-08 TEST DATA (G2-2405-108-2)
Test Lab: INNOVATION CENTER
Issue Date: 1/21/2025
Manufacturer: COOPER LIGHTING SOLUTIONS (FORMERLY EATON)
Product Line: MCGRAW-EDISON
Catalog Number: GALN-SB2B-840-U-T1
Description: GALLEON AREA AND ROADWAY HIGH DENSITY LED LUMINAIRE
(2) 80 CRI, 4000K, 450mA LIGHTSQUARES WITH 26 LEDS EACH AND TYPE I OPTICS
Light Source: -
Ballast/Driver: -

Summary

Lumens per Lamp: N/A
Luminaire Lumens: 10656 lumens
Efficiency: N/A
Efficacy: 144.2 lumens/watt
Luminous Opening: Rectangular (W 0.5' x L: 1' x H: 0')
IES Classification: Type I - Short
BUG Rating: B3 - U0 - G3

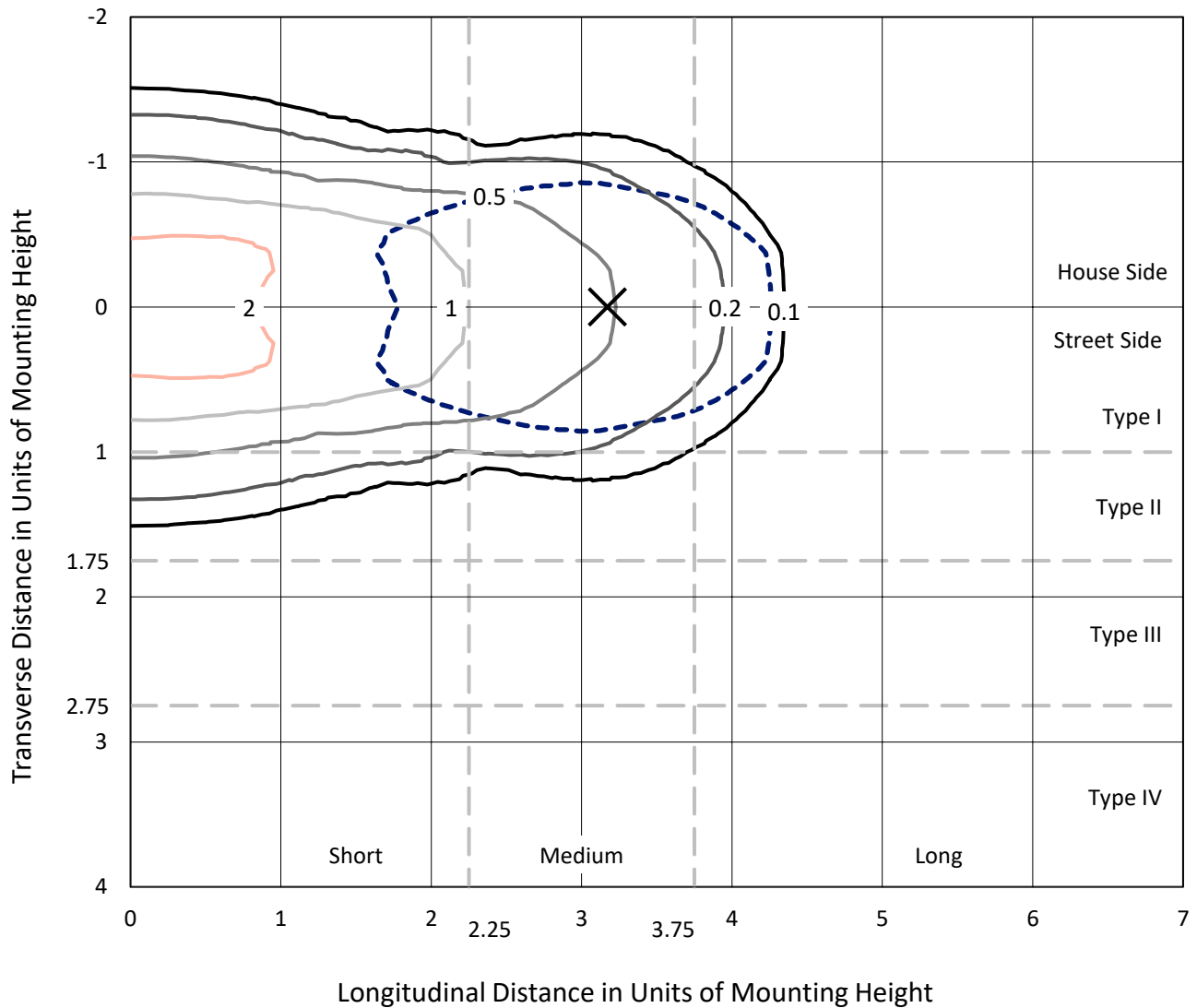
Input Watts (W): 73.9
Input Voltage (V): NR
Input Current (Ain): NR
Voltage Rise (V): NR
Power Factor: NR
Total Harmonic Distortion (THDi): NR
Frequency (hertz): 60
Stabilization Time: NR
Operation Time: NR
Ambient Temperature (°C): NR
Test Distance: 24 FT



REPORT NUMBER: P939663
 CATALOG NUMBER: GALN-SB2B-840-U-T1

Iso-Footcandle Lines of Horizontal Illumination

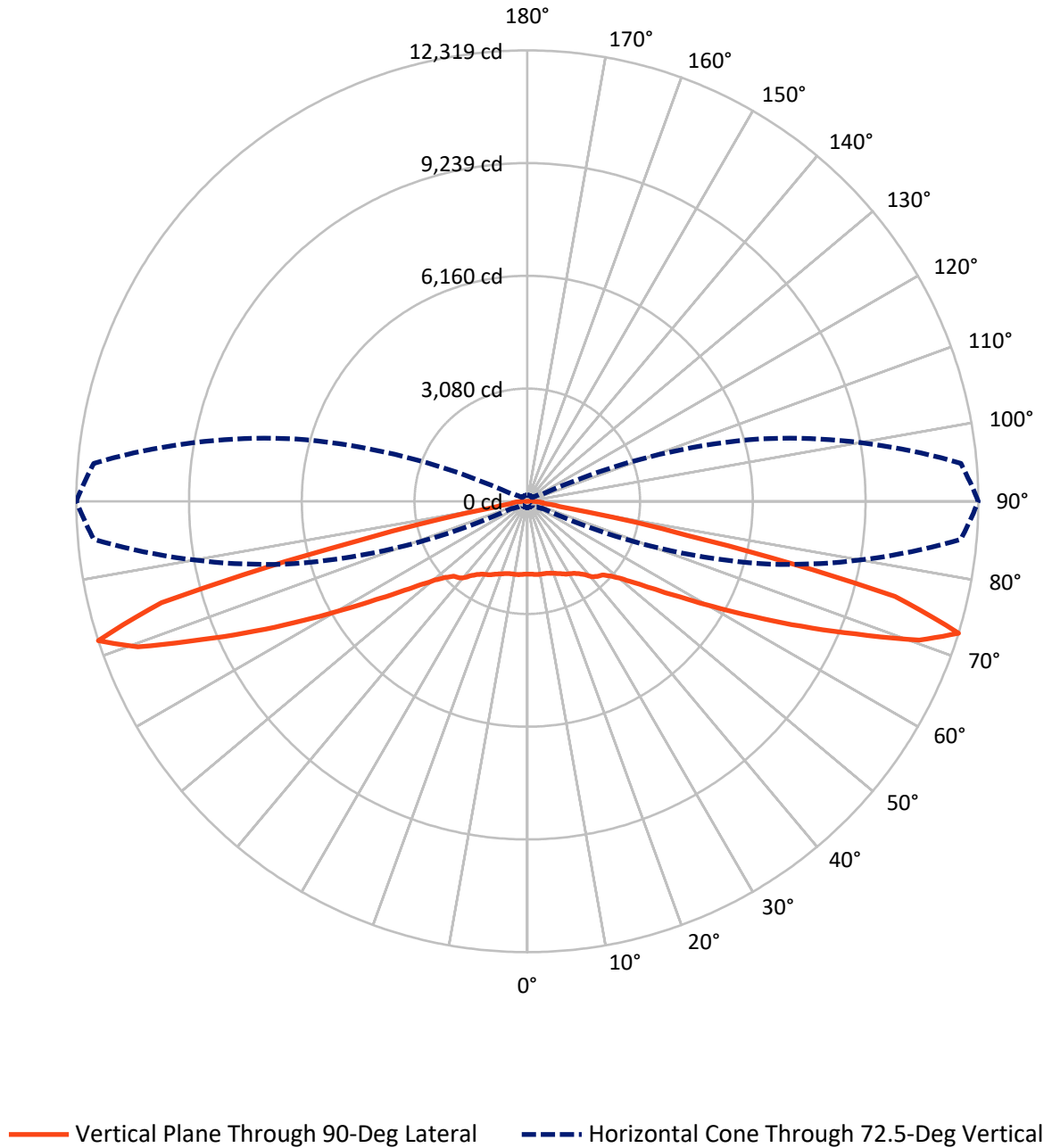
× Max cd
 - - - 1/2 Max cd



Based on 25 foot mounting height. Maximum calculated value = 3.2 fc
 Type I - Short - N/A

REPORT NUMBER: P939663
CATALOG NUMBER: GALN-SB2B-840-U-T1

Luminous Intensity Polar Plot



REPORT NUMBER: P939663

CATALOG NUMBER: GALN-SB2B-840-U-T1

FLUX DISTRIBUTION:

		Downward	Upward	Total
House Side	Lumens	5328.0	0.0	5328.0
	% Fixture	50.0	0.0	50.0
Street Side	Lumens	5328.0	0.0	5328.0
	% Fixture	50.0	0.0	50.0
Total	Lumens	10656.0	0.0	10656.0
	% Fixture	100.0	0.0	100.0

ZONAL LUMENS:

Zone	Lumens	% Fixture
0°-10°	193.1	1.8
10°-20°	590.3	5.5
20°-30°	984.3	9.2
30°-40°	1353.7	12.7
40°-50°	1653.3	15.5
50°-60°	1912.2	17.9
60°-70°	2280.0	21.4
70°-80°	1591.3	14.9
80°-90°	97.7	0.9
90°-100°	0.0	0.0
100°-110°	0.0	0.0
110°-120°	0.0	0.0
120°-130°	0.0	0.0
130°-140°	0.0	0.0
140°-150°	0.0	0.0
150°-160°	0.0	0.0
160°-170°	0.0	0.0
170°-180°	0.0	0.0
0°-90°	10656.0	100.0
0°-180°	10656.0	100.0

Coefficient of Utilization



REPORT NUMBER: P939663

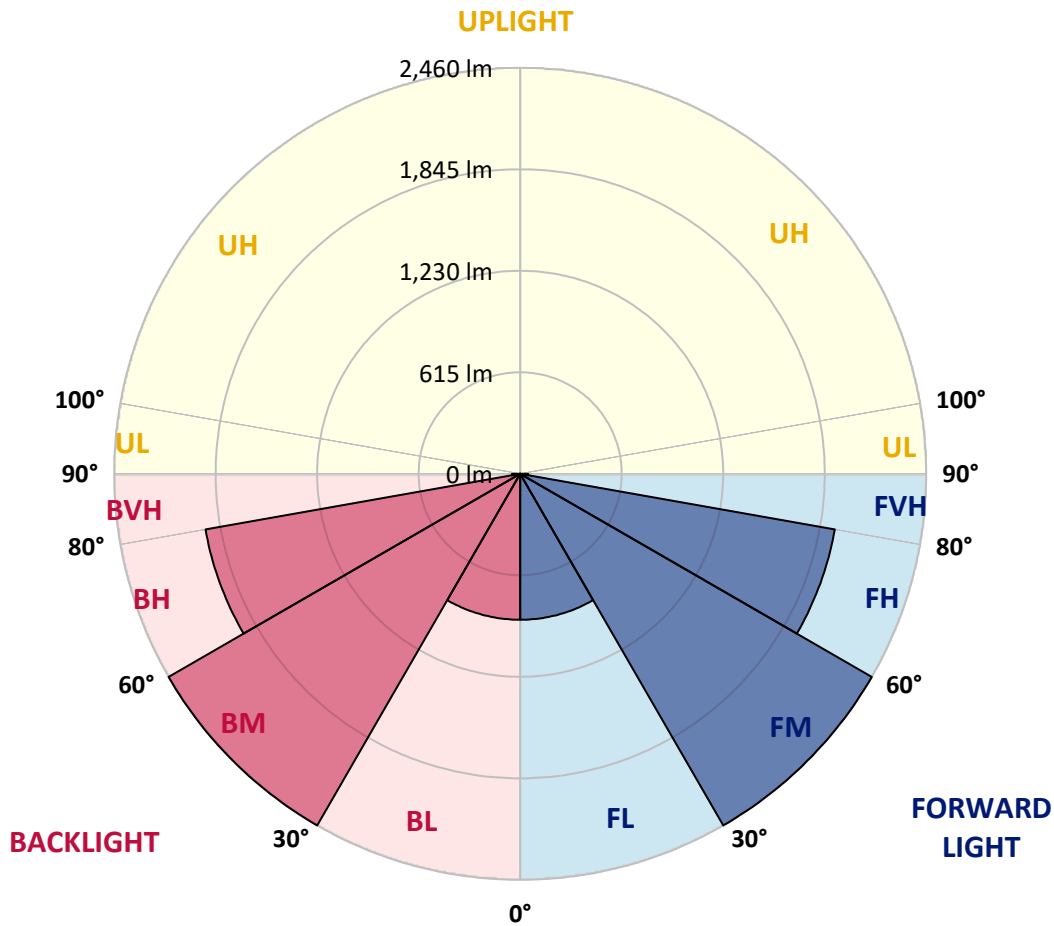
CATALOG NUMBER: GALN-SB2B-840-U-T1

LUMINAIRE CLASSIFICATION SYSTEM LUMEN TABLE AND BUG RATING:

Zone	Lumens	% Fixture	Zone Rating/Lumen Limit		
			B	U	G
FL (0°-30°)	883.9	8.3			
FM (30°-60°)	2459.6	23.1			
FH (60°-80°)	1935.6	18.2			G2/5000
FVH (80°-90°)	48.9	0.5			G1/100
BL (0°-30°)	883.9	8.3	B2/1000		
BM (30°-60°)	2459.6	23.1	B2/2500		
BH (60°-80°)	1935.6	18.2	B3/2500		G3/2500
BVH (80°-90°)	48.9	0.5			G1/100
UL (90°-100°)	0.0	0.0		U0/0	
UH (100°-180°)	0.0	0.0		U0/0	

BUG Rating: B3-U0-G3

Type I Short



REPORT NUMBER: P939663

CATALOG NUMBER: GALN-SB2B-840-U-T1

CANDELA DISTRIBUTION (FULL):

	0°	5°	15°	25°	35°	45°	55°	65°	75°	85°
0°	1991.2	1991.2	1991.2	1991.2	1991.2	1991.2	1991.2	1991.2	1991.2	1991.2
2.5°	1992.9	1995.2	1995.2	1993.5	1997.4	1994.0	1994.0	1992.3	1994.0	1992.3
5°	2003.1	2005.9	2007.0	2006.5	2011.6	2008.7	2008.7	2006.5	2007.0	2005.3
7.5°	2022.3	2026.3	2028.6	2031.4	2038.8	2035.4	2033.1	2026.3	2023.5	2018.9
10°	2028.6	2033.1	2040.5	2055.2	2072.2	2072.7	2065.9	2049.0	2035.9	2025.7
12.5°	2009.3	2015.5	2030.8	2060.8	2098.8	2114.1	2103.3	2075.0	2049.5	2031.4
15°	1985.0	1991.8	2015.0	2060.3	2116.3	2152.0	2150.9	2113.5	2072.7	2044.4
17.5°	1947.0	1953.8	1987.2	2050.6	2129.9	2188.8	2204.7	2166.2	2109.0	2071.0
20°	1878.5	1884.7	1931.2	2020.1	2134.5	2227.9	2269.2	2235.3	2163.9	2112.4
22.5°	1789.6	1799.2	1853.6	1967.4	2123.7	2268.7	2342.9	2319.7	2227.9	2156.6
25°	1694.4	1704.6	1768.1	1902.8	2096.0	2298.1	2430.1	2415.4	2300.4	2211.5
27.5°	1612.3	1623.1	1692.2	1838.8	2052.9	2309.5	2516.2	2523.5	2388.2	2272.1
30°	1547.8	1558.0	1631.6	1787.3	1997.4	2298.1	2591.5	2642.5	2477.7	2324.7
32.5°	1477.0	1490.0	1567.6	1724.4	1931.7	2270.9	2657.2	2771.0	2581.3	2381.4
35°	1387.5	1399.4	1480.9	1638.4	1845.6	2227.3	2712.1	2913.7	2729.7	2467.5
37.5°	1278.8	1290.1	1371.1	1530.8	1760.1	2166.2	2754.0	3074.6	2906.4	2591.5
40°	1169.5	1180.2	1256.1	1410.7	1657.6	2088.0	2768.7	3232.0	3109.1	2761.9
42.5°	1069.2	1078.8	1148.5	1292.3	1542.7	1988.4	2749.5	3369.0	3290.9	2880.9
45°	976.9	985.4	1047.1	1181.3	1423.2	1867.2	2691.7	3516.3	3507.2	2965.8
47.5°	871.6	880.1	944.1	1073.7	1303.7	1725.0	2593.8	3661.3	3807.9	3158.4
50°	743.0	750.4	816.1	949.7	1179.6	1573.8	2457.8	3775.1	4187.4	3450.0
52.5°	590.7	598.6	662.6	796.2	1032.4	1411.3	2278.9	3849.3	4625.7	3875.9
55°	439.5	445.1	500.6	620.7	850.0	1226.1	2054.6	3870.2	5122.9	4458.1
57.5°	318.8	322.2	357.9	447.4	644.5	994.5	1782.2	3815.9	5714.7	5204.5
60°	258.2	259.4	270.1	309.8	448.0	732.8	1453.2	3629.0	6357.0	6166.7
62.5°	234.5	234.5	237.3	248.0	303.0	483.6	1055.1	3241.6	7045.6	7382.6
65°	218.0	218.0	219.2	224.3	239.0	308.1	666.0	2610.7	7626.1	8806.9
67.5°	203.3	203.9	203.3	205.0	213.5	227.7	386.2	1803.2	7938.7	10282.7
70°	188.0	189.2	186.3	186.3	193.1	193.7	241.8	988.8	7679.3	11519.5
72.5°	169.9	171.6	167.1	165.9	171.0	168.8	181.8	474.6	6593.1	11888.8
75°	154.0	156.3	146.1	143.3	143.3	141.6	147.8	243.5	4279.1	9698.3
77.5°	139.9	144.4	128.0	118.9	116.7	111.6	120.6	148.9	1871.7	4553.2
80°	115.5	121.8	105.3	94.6	90.6	84.9	95.1	104.2	556.7	1057.3
82.5°	86.1	88.9	74.8	67.4	64.0	60.0	71.4	72.5	181.2	374.3
85°	54.9	56.1	45.9	39.6	37.9	36.2	45.3	39.6	69.1	275.2
87.5°	19.3	22.1	17.6	15.9	17.0	14.2	21.0	11.9	19.3	194.2
90°	0.0	0.0	0.0	0.0	0.0	0.0	0.0	0.0	0.0	0.0

(END C

90°

1991.2
1992.3
2005.3
2018.9
2024.0
2028.6
2039.9
2064.8
2102.8
2143.5
2193.4
2252.8
2297.0
2346.3
2428.4
2539.4
2706.5
2809.5
2869.6
3047.4
3310.7
3704.3
4243.4
4934.4
5826.3
6926.7
8230.3
9660.3
11355.9
12319.2
10373.3
4458.6
1012.6
423.0
399.8
240.7
0.0

OF REPORT)